




HASHMAX GUIDELINES

# POOL REGISTRATION

*HASHMAX USES BTC.COM VIP MINING POOL SERVER FOR HASHMAX USERS.*

# 1. Pool Registration

- 1) Login the home page: <https://pool.btc.com>
- 2) Click the “Sign Up” button.



3) Create a new account with your mobile phone number or email address.



Which one do you want to use for the account?

Mobile Phone

Email

I have read and agree [User Agreement](#)

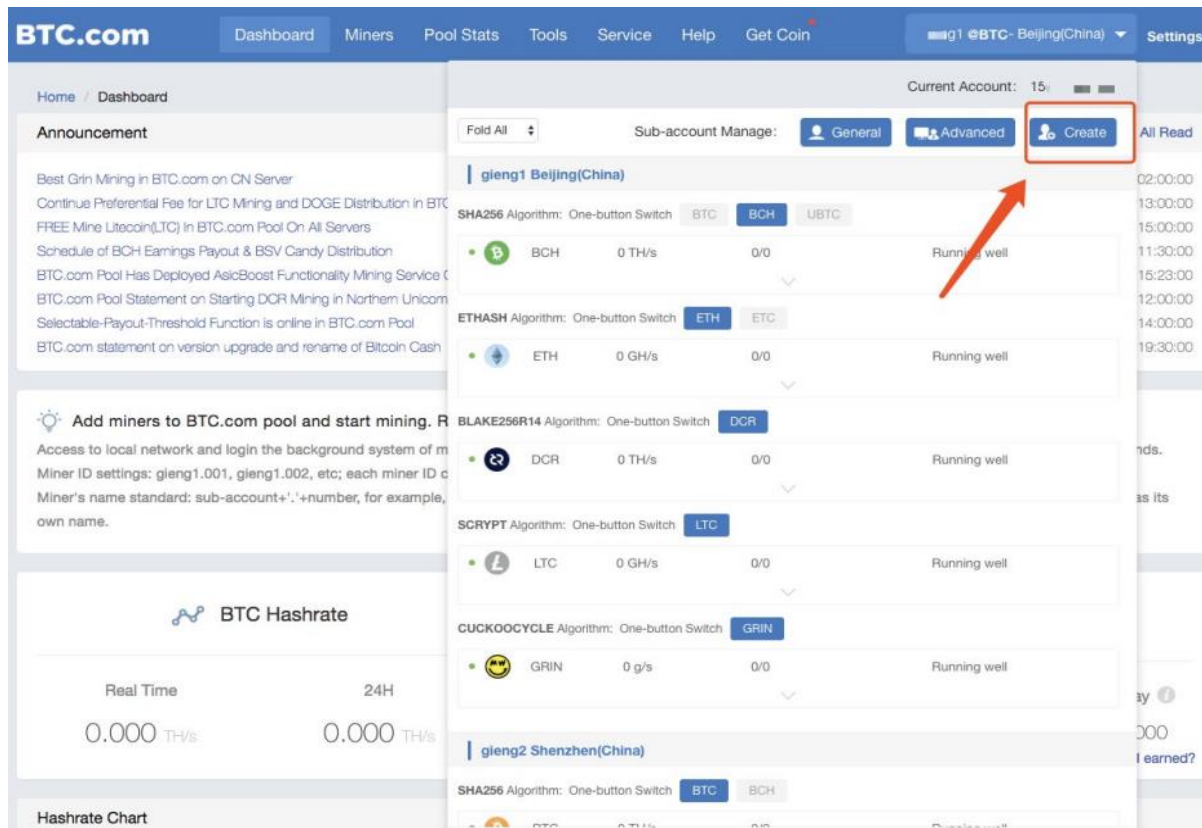
NEXT

Already have an account? [Sign in](#)

## 2. Create Sub-accounts

*The initial creation of a pool account requires a mining sub-account.*

- 1) Click the account name on the top right, in the sub-account manage page of the drop-down list, click “Create”.



The screenshot displays the BTC.com dashboard with the sub-account management interface. The top navigation bar includes 'Dashboard', 'Miners', 'Pool Stats', 'Tools', 'Service', 'Help', 'Get Coin', and 'Settings'. The current account is identified as 'gieng1 BTC- Beijing(China)'. The sub-account management section shows a list of sub-accounts, with the 'Create' button highlighted by a red box and an arrow. The sub-accounts listed include:

Algorithm	One-button Switch	Selected	TH/s	0/0	Status
SHA256	BTC	BCH	0 TH/s	0/0	Running well
ETHASH	ETH	ETC	0 GH/s	0/0	Running well
BLAKE256R14	DCR		0 TH/s	0/0	Running well
SCRYPT	LTC		0 GH/s	0/0	Running well
CUCKOO CYCLE	GRIN		0 g/s	0/0	Running well

The 'Create' button is located in the top right corner of the sub-account management section, next to the 'Advanced' button. The 'Create' button is highlighted with a red box and an arrow pointing to it.

## 2) Fill in the information needed.

Create a sub-account

**Set a sub-account name**

Enter the sub-account name

**Used for User Identification During Miner Connection**

This sub-account will be tied to the region above. You can create up to 2000 sub-accounts. Set <sub-account>-<miner\_name> on your miners, like subaccount.001, subaccount.002, etc.  
\* Caution: Each sub-account can mine in only one region. This sub-account you are creating can't be used in other regions. If you want to mine in other region, please create another sub-account in other region.

**Select your mining coin**

SHA256:

ETHASH:

BLAKE256R14:

SCRYPT:

CUCKOO CYCLE:

BTC.com Pool now supports mining BTC, BCH, LTC, UBTC, ETH, ETC, DCR, GRIN, other coins will come soon, just look forward it.

**Select your region**

BTC.com Pool deploys servers around the world, and the nearest server will bring you the best experience.

**Choose the Region That Is Closed to the Facility**

**Set a withdraw address** (Optional)

Enter the Address  we recommend you to use BTC.com Wallet

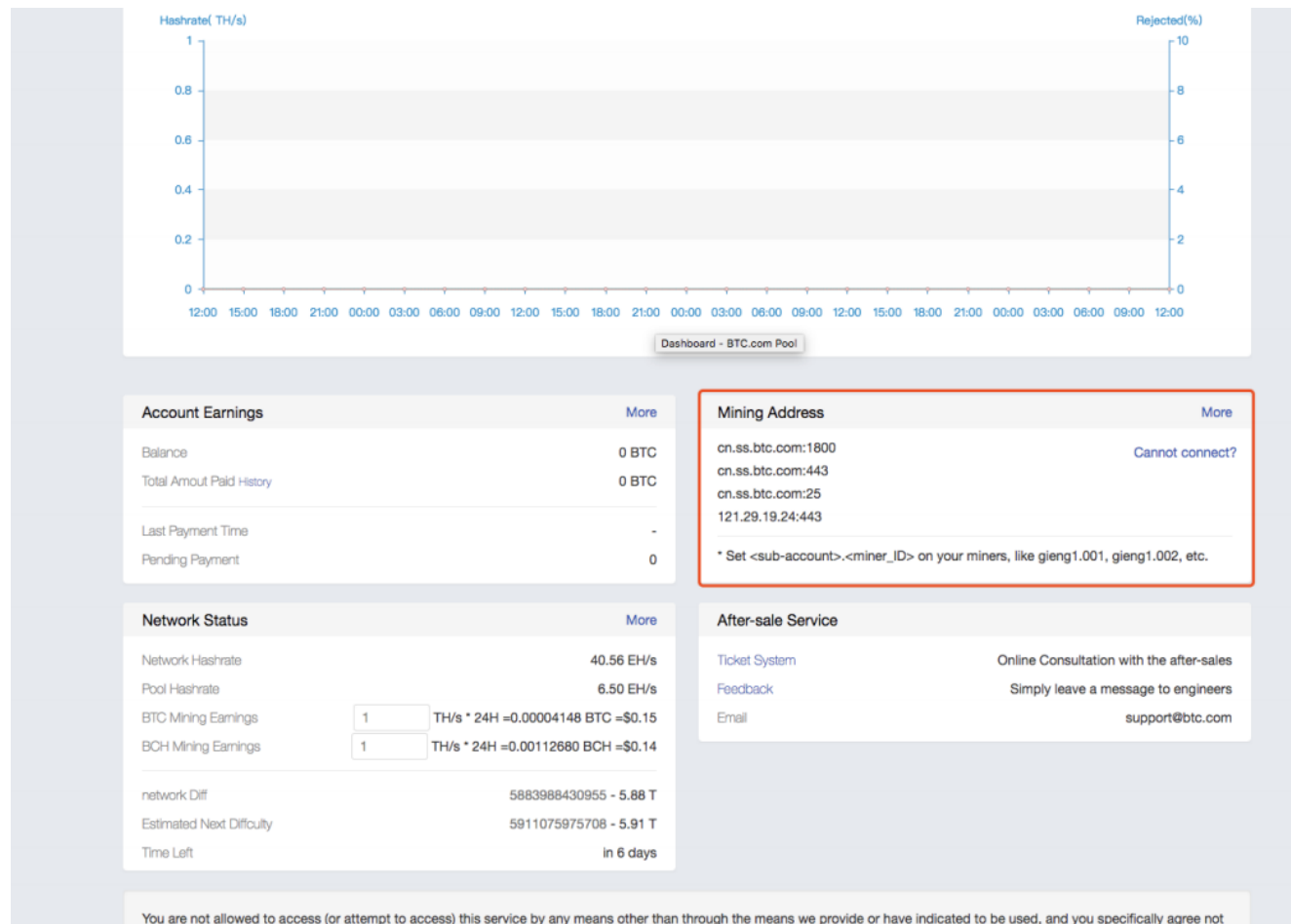
Optional. BCH legacy address is similar to BTC's, Please pay attention and don't fill in the wrong address.

### NOTES:

*Withdraw address is not a must item. If the address is not filled, your revenue will be stored in your sub-account temporarily. If the withdraw address was not filled when creating the sub-account, after adding or changing later, there will be a protection time for 24hours.*

# 3. Mining Address

- 1) Click the sub-account name on the top right, choose the relevant sub-account from the drop list.
- 2) Enter the sub-account Dashboard, roll the page to the bottom, and find the mining address on the right.





**Please Feel Free To Contact Us If  
You Need Further Help.**



*Sales@hashmax.org*

HASHMAX